


Friction Investigation

You will need:

- smooth piece of wood or sturdy cardboard for ramp
- pile of books or small table
- small toy car
- piece of carpet
- bubble wrap
- sandpaper
- ruler
- tape measure



1. Set a smooth piece of wood or sturdy piece of cardboard on the edge of a pile of books or small table to create a ramp.
2. Measure the carpet, bubble wrap, and sandpaper so they fit on the ramp and are all the same size.
3. Provide students an investigation sheet.
4. Provide students time to make predictions.
5. Assist students in sending the car down the ramp with each surface following the investigation sheet. Students will send the car down twice on each surface and measure how far the car traveled each time.

Friction Investigation

Friction is a force. It acts when objects rub against each other. Friction slows or stops movement when two objects are touching.

Predictions

Which surface do you think will make the car go fastest?

Which surface do you think will make the car go slowest?

Investigation

Send the car down the ramp with each surface twice. Record how far the car travels each time.

Surface	Investigation 1	Investigation 2
ramp		
carpet		
bubble wrap		
sandpaper		


Which surface made the car go fastest? _____

Why do you think this surface allowed the car to go fastest? _____

Friction Investigation

You will need:

- smooth piece of wood or sturdy cardboard for ramp
- pile of books or small table
- small toy car
- piece of carpet
- bubble wrap
- sandpaper
- ruler
- tape measure



1. Set a smooth piece of wood or sturdy piece of cardboard on the edge of a pile of books or small table to create a ramp.
2. Measure the carpet, bubble wrap, and sandpaper so they fit on the ramp and are all the same size.
3. Provide students an investigation sheet.
4. Provide students time to make predictions.
5. Assist students in sending the car down the ramp with each surface following the investigation sheet. Students will send the car down twice on each surface and measure how far the car traveled each time.

Friction Investigation

Friction is a force. It acts when objects rub against each other. Friction slows or stops movement when two objects are touching.

Predictions

Which surface do you think will make the car go fastest?

Which surface do you think will make the car go slowest?

Investigation

Send the car down the ramp with each surface twice. Record how far the car travels each time.

Surface	Investigation 1	Investigation 2
ramp		
carpet		
bubble wrap		
sandpaper		

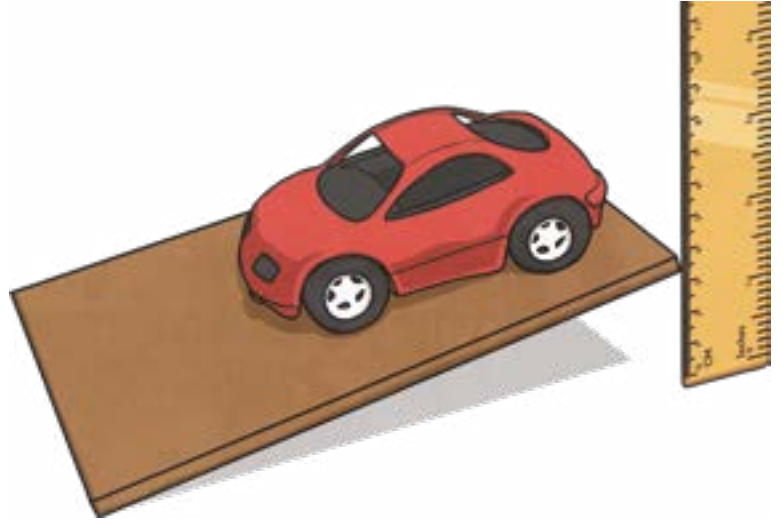
Which surface made the car go fastest? _____

Why do you think this surface allowed the car to go fastest? _____

Friction Investigation

You will need:

- smooth piece of wood or sturdy cardboard for ramp
- pile of books or small table
- small toy car
- piece of carpet
- bubble wrap
- sandpaper
- ruler
- tape measure



1. Set a smooth piece of wood or sturdy piece of cardboard on the edge of a pile of books or small table to create a ramp.
2. Measure the carpet, bubble wrap, and sandpaper so they fit on the ramp and are all the same size.
3. Provide students an investigation sheet.
4. Provide students time to make predictions.
5. Assist students in sending the car down the ramp with each surface following the investigation sheet. Students will send the car down twice on each surface and measure how far the car traveled each time.

Friction Investigation

Friction is a force. It acts when objects rub against each other. Friction slows or stops movement when two objects are touching.

Predictions

Which surface do you think will make the car go fastest?

Which surface do you think will make the car go slowest?

Investigation

Send the car down the ramp with each surface twice. Record how far the car travels each time.

Surface	Investigation 1	Investigation 2
ramp	_____	_____
carpet	_____	_____
bubble wrap	_____	_____
sandpaper	_____	_____

Which surface made the car go fastest? _____

Why do you think this surface allowed the car to go fastest? _____
